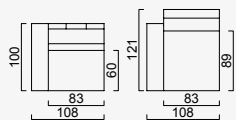


cavalli

- Bed feature (DSS mechanism)
- Extended seats in depth (DSS mechanism)
- 35 density high-resilient seat foam
- HYPER sponge on the back
- Frame strengthened with ply-Wooden
(10 year warranty compliance with European norms)
- Modular sturcture provides unlimited options
- Seating height 42 cm
- Sofa height 85 cm

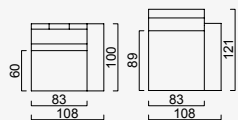


Arm Module (Left)



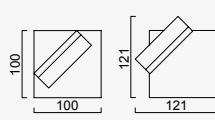
KG: 42,9 m²: 0,86

Arm Module (Right)



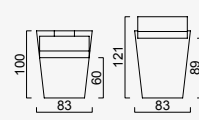
KG: 42,9 m²: 0,86

Corner Module



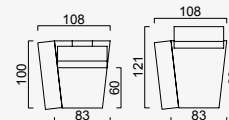
KG: 37,7 m²: 1,05

Inter Angled Module



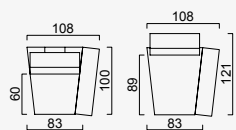
KG: 34,0 m²: 0,65

Angled Module (Left)



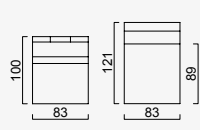
KG: 42,9 m²: 0,86

Angled Module (Right)



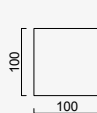
KG: 42,9 m²: 0,86

Inter Module



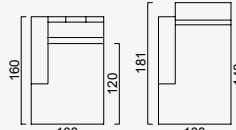
KG: 34,0 m²: 0,65

Pouf



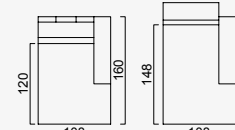
KG: 26,2 m²: 0,49

Relaxing Module (Left)



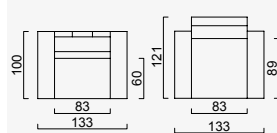
KG: 57,2 m²: 1,37

Relaxing Module (Right)



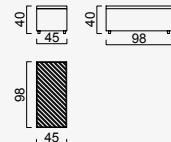
KG: 57,2 m²: 1,37

1.5 Sofa



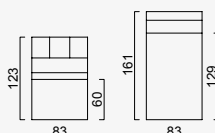
KG: 42,9 m²: 0,86

Pouf With Rectangle Coffee Table



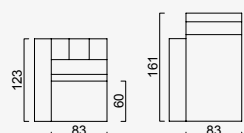
KG: 10,0 m²: 0,18

Lounge Inter Module



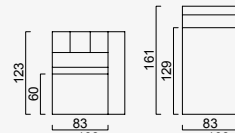
KG: 37,0 m²: 1,03

Lounge Arm Module (Left)



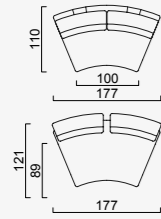
KG: 47,0 m²: 1,03

Lounge Arm Module (Right)



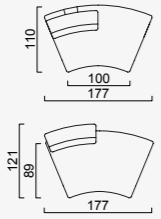
KG: 47,0 m²: 1,03

Inter C Module



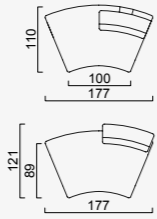
KG: 41,5 m² 0,86

Arm C Module (Left)



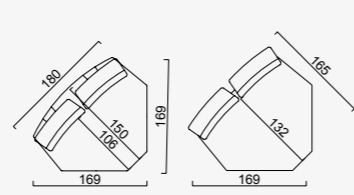
KG: 34,5 m² 1,40

Arm C Module (Right)



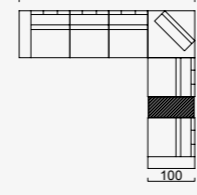
KG: 34,5 m² 1,40

Living Area Module



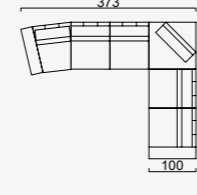
KG: 62,0 m² 1,44

OPTION 26



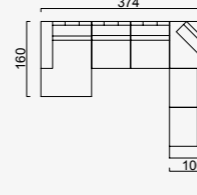
KG: 236,0 m² 4,88

OPTION 23



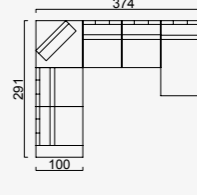
KG: 226,0 m² 4,70

OPTION 24



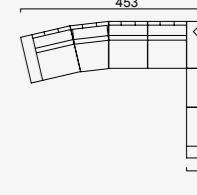
KG: 240,0 m² 5,22

OPTION 25



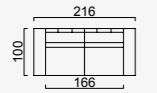
KG: 240,0 m² 5,22

OPTION 22



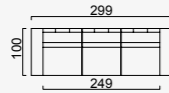
KG: 260,0 m² 5,35

OPTION 1



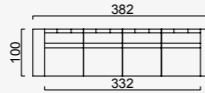
KG: 86,0 m² 1,71

OPTION 2



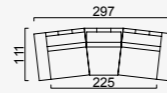
KG: 120,0 m² 2,36

OPTION 3



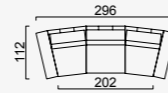
KG: 154,0 m² 3,00

OPTION 4



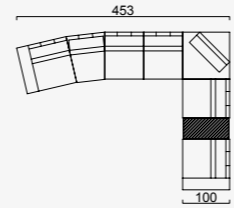
KG: 120,0 m² 2,36

OPTION 5



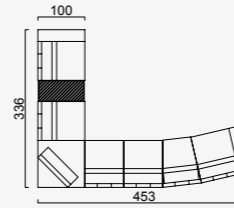
KG: 120,0 m² 2,36

OPTION 37



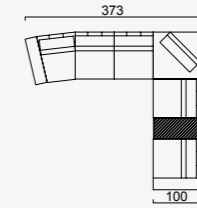
KG: 270,0 m² 5,52

OPTION 38



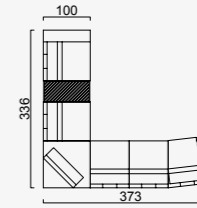
KG: 270,0 m² 5,52

OPTION 39



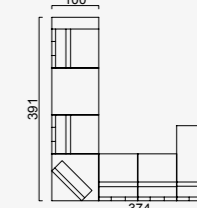
KG: 236,0 m² 4,88

OPTION 40



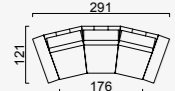
KG: 236,0 m² 4,88

OPTION 41



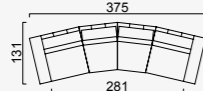
KG: 266,0 m² 5,71

OPTION 6



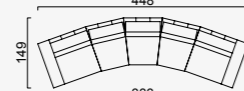
KG: 120,0 m² 2,36

OPTION 7



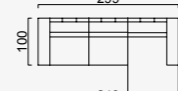
KG: 154,0 m² 3,00

OPTION 8



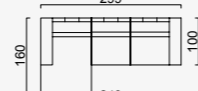
KG: 188,0 m² 3,65

OPTION 9



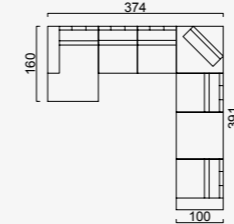
KG: 134,0 m² 2,87

OPTION 10



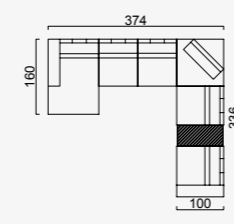
KG: 134,0 m² 2,87

OPTION 42



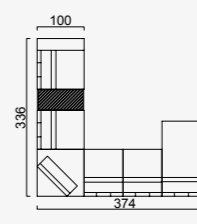
KG: 266,0 m² 5,71

OPTION 43



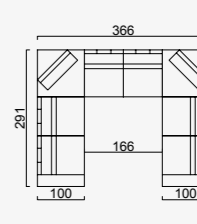
KG: 250,0 m² 5,39

OPTION 44



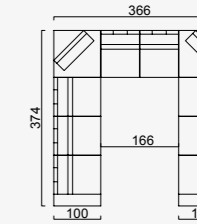
KG: 250,0 m² 5,39

OPTION 45



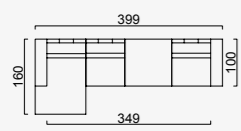
KG: 297,0 m² 6,40

OPTION 46



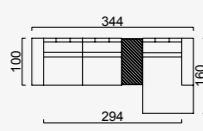
KG: 365,0 m² 6,84

OPTION 17



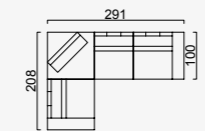
KG: 160,0 m² 3,37

OPTION 27



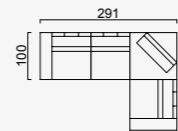
KG: 144,0 m² 3,05

OPTION 18



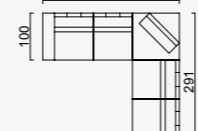
KG: 158,0 m² 3,41

OPTION 19



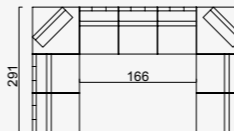
KG: 158,0 m² 3,41

OPTION 20



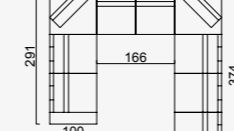
KG: 192,0 m² 4,06

OPTION 47



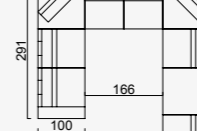
KG: 331,0 m² 7,05

OPTION 48



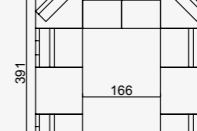
KG: 331,0 m² 7,05

OPTION 49



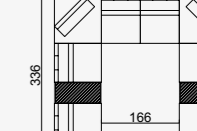
KG: 323,0 m² 6,90

OPTION 50



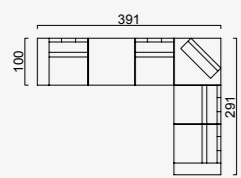
KG: 350,0 m² 6,53

OPTION 51



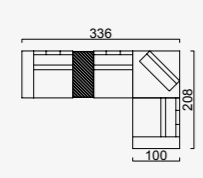
KG: 317,0 m² 5,90

OPTION 21



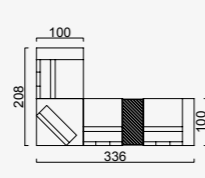
KG: 218,0 m² 4,55

OPTION 29



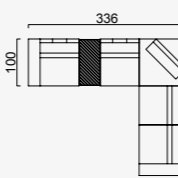
KG: 168,0 m² 3,59

OPTION 32



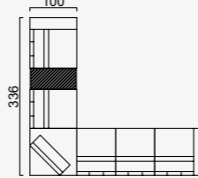
KG: 168,0 m² 3,59

OPTION 33



KG: 202,0 m² 4,23

OPTION 31



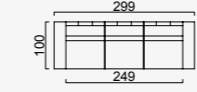
KG: 236,0 m² 4,88

OPTION 11



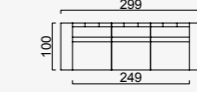
KG: 206,0 m² 4,07

OPTION 12



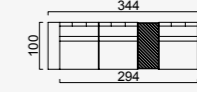
KG: 240,0 m² 4,71

OPTION 28



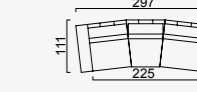
KG: 216,0 m² 4,24

OPTION 30



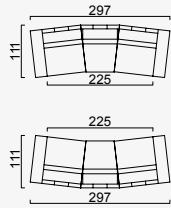
KG: 216,0 m² 4,24

OPTION 13



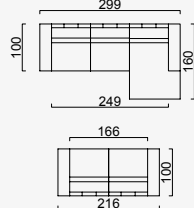
KG: 240,0 m² 4,71

OPTION 14



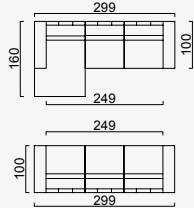
KG: 240,0 m²: 4,71

OPTION 15



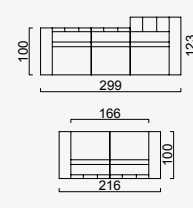
KG: 220,0 m²: 4,58

OPTION 16



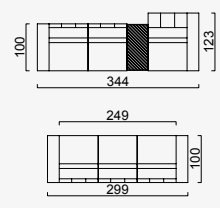
KG: 254,0 m²: 5,23

OPTION 52



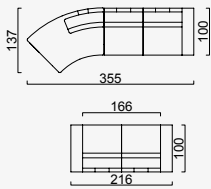
KG: 210,0 m²: 4,25

OPTION 53



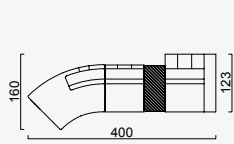
KG: 254,0 m²: 5,07

OPTION 54



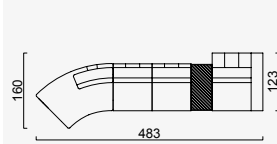
KG: 197,0 m²: 4,61

OPTION 55



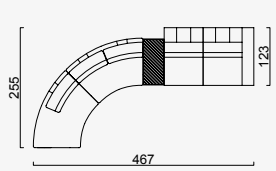
KG: 126,0 m²: 3,26

OPTION 56



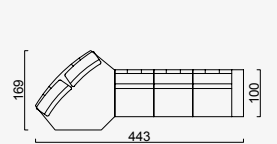
KG: 160,0 m²: 3,60

OPTION 57



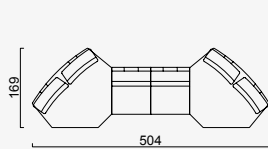
KG: 170,0 m²: 4,51

OPTION 58



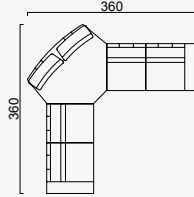
KG: 173,0 m²: 3,59

OPTION 59



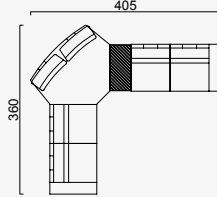
KG: 192,0 m²: 4,17

OPTION 60



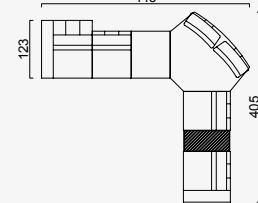
KG: 216,0 m²: 4,44

OPTION 61



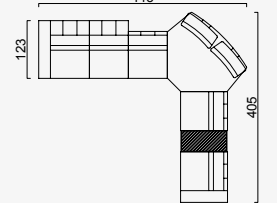
KG: 226,0 m²: 4,62

OPTION 62



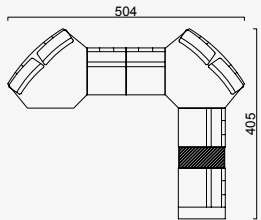
KG: 256,0 m²: 5,29

OPTION 63



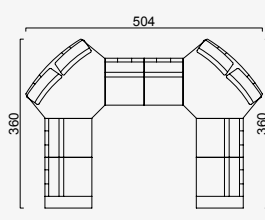
KG: 267,0 m²: 5,83

OPTION 64



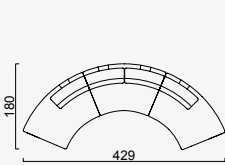
KG: 279,0 m²: 5,85

OPTION 65



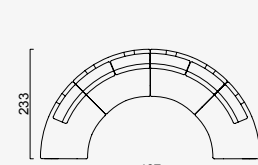
KG: 346,0 m²: 7,18

OPTION 66



KG: 111,0 m²: 3,66

OPTION 67



KG: 152,0 m²: 4,52