

havana

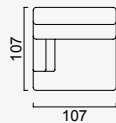
- 35 density high-resilient seat foam
- Frame strengthened with ply-Wooden
(10 year warranty compliance with European norms)
- Modular structure provides unlimited options
- Seating height 42 cm
- Sofa height 80 cm

Metal Leg
Color



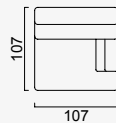
RAL 9005
BLACK

107 cm Arm Module
(Left)



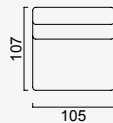
KG: 43,2 m²: 0,90

107 cm Arm Module
(Right)



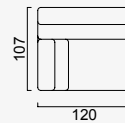
KG: 43,2 m²: 0,90

Inter Module



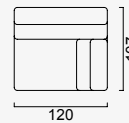
KG: 41,0 m²: 0,90

Corner Module (Left)



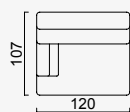
KG: 51,0 m²: 1,02

Corner Module (Right)



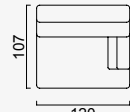
KG: 51,0 m²: 1,02

120 cm Arm
Module (Left)



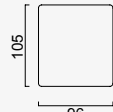
KG: 51,0 m²: 1,00

120 cm Arm
Module (Right)



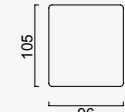
KG: 51,0 m²: 1,00

Connectable Pouf



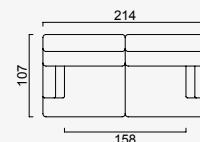
KG: 30,3 m²: 0,38

Pouf



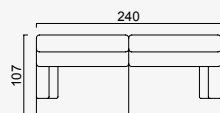
KG: 30,3 m²: 0,38

3 Sofa



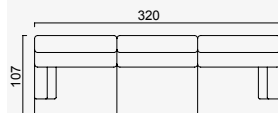
KG: 90,4 m²: 1,82

Long Sofa



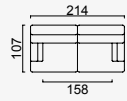
KG: 106,0 m²: 2,03

Large Long Sofa



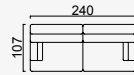
KG: 133,4 m²: 2,73

OPTION 22



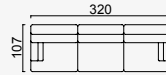
KG: 90,4 m²: 1,82

OPTION 23



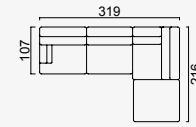
KG: 106,0 m²: 2,03

OPTION 24



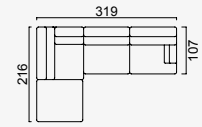
KG: 133,4 m²: 2,73

OPTION 12



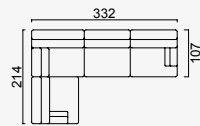
KG: 173,5 m²: 3,24

OPTION 13



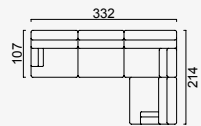
KG: 173,5 m²: 3,24

OPTION 15



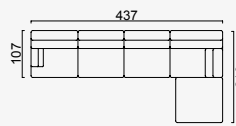
KG: 186,4 m²: 3,76

OPTION 16



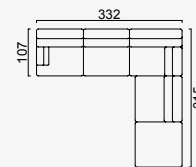
KG: 186,4 m²: 3,76

OPTION 14



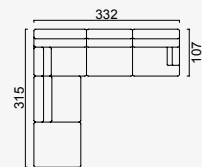
KG: 216,5 m²: 4,15

OPTION 5



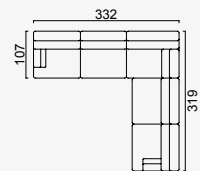
KG: 216,5 m²: 4,15

OPTION 6



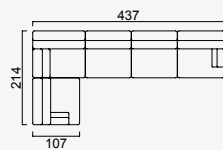
KG: 216,5 m²: 4,15

OPTION 9



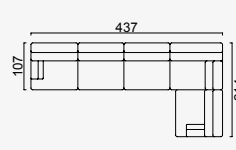
KG: 229,4 m²: 4,67

OPTION 29



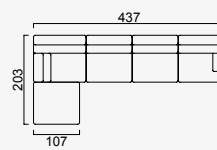
KG: 229,4 m²: 4,67

OPTION 17



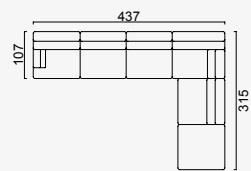
KG: 229,4 m²: 4,67

OPTION 28



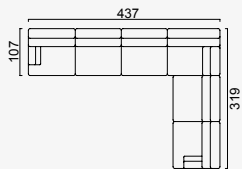
KG: 216,5 m²: 4,15

OPTION 7



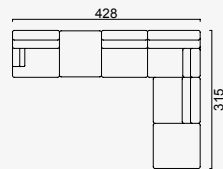
KG: 216,5 m²: 4,16

OPTION 8



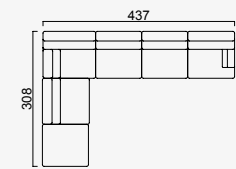
KG: 272,4 m²: 5,57

OPTION 11



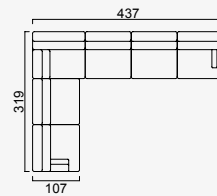
KG: 248,8 m²: 4,54

OPTION 25



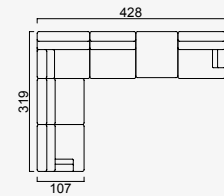
KG: 259,5 m²: 5,06

OPTION 26



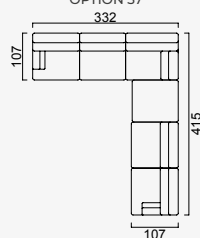
KG: 272,4 m²: 5,57

OPTION 27



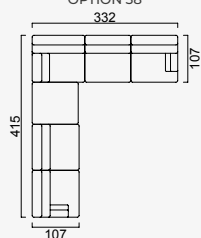
KG: 261,7 m²: 5,06

OPTION 37



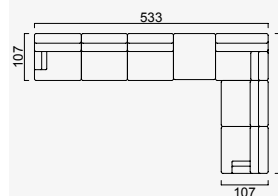
KG: 261,7 m²: 5,06

OPTION 38



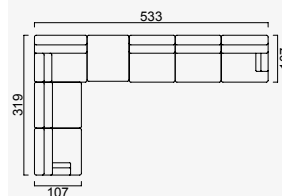
KG: 261,7 m²: 5,06

OPTION 35



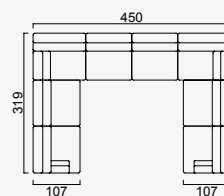
KG: 304,7 m²: 5,97

OPTION 36



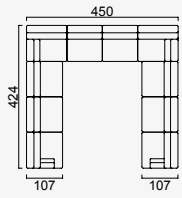
KG: 304,7 m²: 5,97

OPTION 32



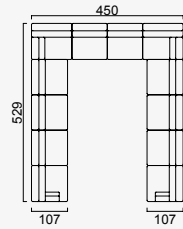
KG: 368,4 m²: 7,51

OPTION 33



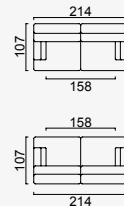
KG: 454,4 m³: 9,33

OPTION 34



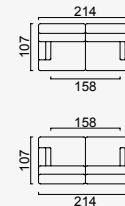
KG: 540,4 m³: 9,35

OPTION 1



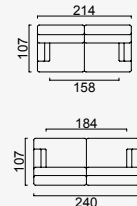
KG: 180,8 m³: 3,64

OPTION 2



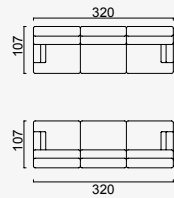
KG: 212,0 m³: 4,06

OPTION 3



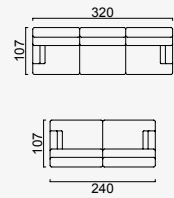
KG: 196,4 m³: 3,85

OPTION 4



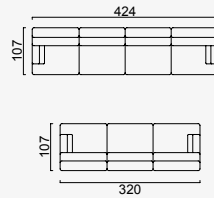
KG: 266,8 m³: 5,45

OPTION 20



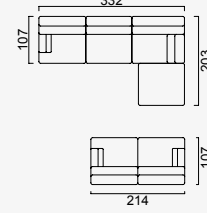
KG: 239,4 m³: 4,75

OPTION 21



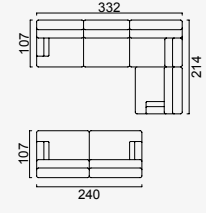
KG: 309,8 m³: 6,36

OPTION 42



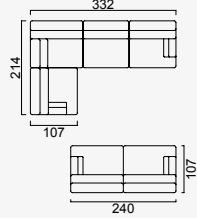
KG: 263,9 m³: 5,06

OPTION 19



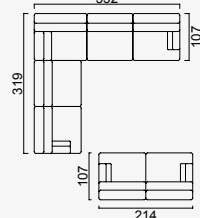
KG: 292,4 m³: 5,78

OPTION 31



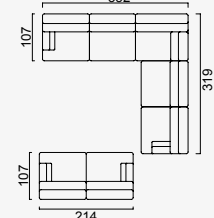
KG: 292,4 m³: 5,78

OPTION 40



KG: 319,8 m³: 6,48

OPTION 41



KG: 319,8 m³: 6,48